



CENTER FOR THE SCHOOL OF THE FUTURE

# Fast Forward Charter High School

Logan, UT  
February 02, 2009































# Status Report

## Signal Analysis Legend

-  Exemplary
-  Superior
-  Typical
-  Opportunity to Improve

The table presented below summarizes global domains by audience; the second page of this report is a breakdown for each domain by item; the third is a disaggregation by item for home language, family mobility, student gender, and student ethnicity; and the last page summarizes demographic data, school priorities, and neighborhood risk.

Indicators of School Quality	Parent	Teacher	Student	Staff
Parent Support				
Teacher Excellence				
Student Commitment				
School Leadership				
Instructional Quality				
Resource Management				
School Safety				

Indicators of School Quality	Parent	Teacher	Student	Staff
Status Report				
<b>Parent Support</b>				
Parents support their child's education				
Parents know what happens at school				
Enough parents participate at parent/teacher conferences				
Parents support extracurricular activities				
<b>Teacher Excellence</b>				
Teachers are knowledgeable about the subjects they teach				
Teachers care about students as individuals				
Teachers promote good behavior in their classrooms				
Teachers are well organized				
Teachers enjoy teaching				
<b>Student Commitment</b>				
Students are well behaved				
Enough students participate in extracurricular activities				
Students enjoy learning				
Students have pride in their school				
<b>School Leadership</b>				
Administration is accessible to parents, students, and staff				
Administration promotes quality education				
Administration is well organized				
Administration promotes good behavior at the school				
Administration has high expectations for all students				
<b>Instructional Quality</b>				
This school prepares students for adult life				
This school provides a quality education				
Instruction at this school is innovative				
Instruction at this school challenges students				
<b>Resource Management</b>				
Staff has access to enough ongoing training				
Counselors are accessible to students				
Students have adequate computer access				
The school has quality textbooks and instructional materials				
Students have enough extracurricular opportunities				
<b>School Safety</b>				
Students and staff feel safe at school				
Students feel safe traveling to and from school				
The school is clean and in good repair				
The school grounds and hallways are well supervised				

Indicators of School Quality	Parent	Parent	Student	Student
Disaggregated Data	English Yes/No	Moved Yes/No	Boy / Girl	White Yes/No
<b>Parent Support</b>				
Parents support their child's education				
Parents know what happens at school				
Enough parents participate at parent/teacher conferences				
Parents support extracurricular activities				
<b>Teacher Excellence</b>				
Teachers are knowledgeable about the subjects they teach				
Teachers care about students as individuals				
Teachers promote good behavior in their classrooms				
Teachers are well organized				
Teachers enjoy teaching				
<b>Student Commitment</b>				
Students are well behaved				
Enough students participate in extracurricular activities				
Students enjoy learning				
Students have pride in their school				
<b>School Leadership</b>				
Administration is accessible to parents, students, and staff				
Administration promotes quality education				
Administration is well organized				
Administration promotes good behavior at the school				
Administration has high expectations for all students				
<b>Instructional Quality</b>				
This school prepares students for adult life				
This school provides a quality education				
Instruction at this school is innovative				
Instruction at this school challenges students				
<b>Resource Management</b>				
Staff has access to enough ongoing training				
Counselors are accessible to students				
Students have adequate computer access				
The school has quality textbooks and instructional materials				
Students have enough extracurricular opportunities				
<b>School Safety</b>				
Students and staff feel safe at school				
Students feel safe traveling to and from school				
The school is clean and in good repair				
The school grounds and hallways are well supervised				

**Indicators of School Quality: Demographics, Risk, and School Priorities**

Demographics	Parent	Teacher	Student	Staff
Number of Respondents & Adequacy of Samples <span style="display: inline-block; width: 15px; height: 15px; background-color: #d9ead3; border: 1px solid #000; margin-right: 5px;"></span> - Good <span style="display: inline-block; width: 15px; height: 15px; background-color: #fff2cc; border: 1px solid #000; margin-right: 5px;"></span> - Fair <span style="display: inline-block; width: 15px; height: 15px; background-color: #f4cccc; border: 1px solid #000;"></span> - Poor	44	8	121	7
<b>Grades (%)</b>				
9th Grade	22	75	18	
10th Grade	44	75	23	
11th Grade	24	88	25	
12th Grade	39	88	34	
<b>Child Ethnicity (%)</b>				
African American	2		4	
American Indian	7		7	
Asian/Pacific Islander	0		4	
Hispanic	12		16	
White (Caucasian)	88		76	
Other Ethnicity	0		6	
Child Gender (% Male)				
Neighborhood Risk (%)	<b>Overall Neighborhood Risk is Moderate</b>			
Economic Status	83	All numbers are percentages. Item content can be determined by looking at the returned surveys. Percentages at or above 80 indicate the presence of factors that support higher academic achievement scores for the school. Percentages below 80 indicate risk and are highlighted in red.		
Community Affiliation	52			
Family Bonding	64			
Neighborhood Stability	69			
Academic Status	93			
Home Language	95			
Peer Associations	86			
<b>School Priorities (ranked by %)</b>		Parent	Teacher	These numbers represent the percent of parents believing that school function is one of the most important attributes of a quality school, or the percent of teachers believing that school function is something this school does best. Rank is average of both.
1 - Treat all students with respect	43	100		
2 - Provide a safe environment	70	71		
3 - Accommodate individual differences	50	86		
4 - Promote good citizenship	35	29		
5 - Focus on academic achievement	60	0		
6 - Provide breadth in learning experiences	15	14		
7 - Develop community involvement	10	0		
8 - Involve families meaningfully	8	0		