



CENTER FOR THE SCHOOL OF THE FUTURE

Fast Forward Charter High School

Logan, UT
May 23, 2011































Signal Analysis Legend

-  Exemplary
-  Superior
-  Typical
-  Opportunity to Improve

Status Report

The table presented below summarizes global domains by audience; the second page of this report is a breakdown for each domain by item; the third is a disaggregation by item for home language, family mobility, student gender, and student ethnicity; and the last page summarizes demographic data, school priorities, and neighborhood risk.

Indicators of School Quality	Parent	Teacher	Student	Staff
Parent Support				
Teacher Excellence				
Student Commitment				
School Leadership				
Instructional Quality				
Resource Management				
School Safety				

Indicators of School Quality	Parent	Teacher	Student	Staff
Status Report				
Parent Support				
Parents support their child's education				
Parents know what happens at school				
Enough parents participate at parent/teacher conferences				
Parents support extracurricular activities				
Teacher Excellence				
Teachers are knowledgeable about the subjects they teach				
Teachers care about students as individuals				
Teachers promote good behavior in their classrooms				
Teachers are well organized				
Teachers enjoy teaching				
Student Commitment				
Students are well behaved				
Enough students participate in extracurricular activities				
Students enjoy learning				
Students have pride in their school				
School Leadership				
Administration is accessible to parents, students, and staff				
Administration promotes quality education				
Administration is well organized				
Administration promotes good behavior at the school				
Administration has high expectations for all students				
Instructional Quality				
This school prepares students for adult life				
This school provides a quality education				
Instruction at this school is innovative				
Instruction at this school challenges students				
Resource Management				
Staff has access to enough ongoing training				
Counselors are accessible to students				
Students have adequate computer access				
The school has quality textbooks and instructional materials				
Students have enough extracurricular opportunities				
School Safety				
Students and staff feel safe at school				
Students feel safe traveling to and from school				
The school is clean and in good repair				
The school grounds and hallways are well supervised				

Indicators of School Quality Disaggregated Data	Parent	Parent	Student	Student
	English Yes/No	Moved Yes/No	Boy / Girl	White Yes/No
Parent Support				
Parents support their child's education				
Parents know what happens at school				
Enough parents participate at parent/teacher conferences				
Parents support extracurricular activities				
Teacher Excellence				
Teachers are knowledgeable about the subjects they teach				
Teachers care about students as individuals				
Teachers promote good behavior in their classrooms				
Teachers are well organized				
Teachers enjoy teaching				
Student Commitment				
Students are well behaved				
Enough students participate in extracurricular activities				
Students enjoy learning				
Students have pride in their school				
School Leadership				
Administration is accessible to parents, students, and staff				
Administration promotes quality education				
Administration is well organized				
Administration promotes good behavior at the school				
Administration has high expectations for all students				
Instructional Quality				
This school prepares students for adult life				
This school provides a quality education				
Instruction at this school is innovative				
Instruction at this school challenges students				
Resource Management				
Staff has access to enough ongoing training				
Counselors are accessible to students				
Students have adequate computer access				
The school has quality textbooks and instructional materials				
Students have enough extracurricular opportunities				
School Safety				
Students and staff feel safe at school				
Students feel safe traveling to and from school				
The school is clean and in good repair				
The school grounds and hallways are well supervised				

Indicators of School Quality: Demographics, Risk, and School Priorities

Demographics	Parent	Teacher	Student	Staff
Number of Respondents & Adequacy of Samples - Good - Fair - Poor	106	11	154	12
Grades (%)				
9th Grade	29	91	26	
10th Grade	30	91	30	
11th Grade	29	91	22	
12th Grade	30	82	22	
Child Ethnicity (%)				
African American	3		3	
American Indian	7		6	
Asian/Pacific Islander	4		1	
Hispanic	17		20	
White (Caucasian)	81		80	
Other Ethnicity	4		3	
Child Gender (% Male)			51	
Neighborhood Risk (%)	Overall Neighborhood Risk is Moderate			
Economic Status	87	All numbers are percentages. Item content can be determined by looking at the returned surveys. Percentages at or above 80 indicate the presence of factors that support higher academic achievement scores for the school. Percentages below 80 indicate risk and are highlighted in red.		
Community Affiliation	49			
Family Bonding	68			
Neighborhood Stability	80			
Academic Status	85			
Home Language	93			
Peer Associations	86			
School Priorities (ranked by %)	Parent	Teacher	These numbers represent the percent of parents believing that school function is one of the most important attributes of a quality school, or the percent of teachers believing that school function is something this school does best. Rank is average of both.	
1 - Treat all students with respect	65	90		
2 - Accommodate individual differences	55	80		
3 - Provide a safe environment	42	80		
4 - Focus on academic achievement	66	20		
5 - Provide breadth in learning experiences	21	20		
6 - Develop community involvement	11	10		
7 - Promote good citizenship	17	0		
8 - Involve families meaningfully	16	0		